

ADD & MANAGE TV CHANNELS EASILY

IPTV • UDP • HTTP STREAMS

With the RISTV Dashboard, you can add, edit and organize any TV channel in just a few clicks. Compatible with IPTV (M3U), UDP and HTTP streams to meet all your establishment's needs.



ADD ANY TYPE OF CHANNEL

IPTV, UDP or HTTP streams



MULTI-LANGUAGE SUPPORT

Names and info in multiple languages



EPG (PROGRAM GUIDE)

Add EPG for program information



INSTANT, FAST TO ALL SECURE

Changes are applied in real-time



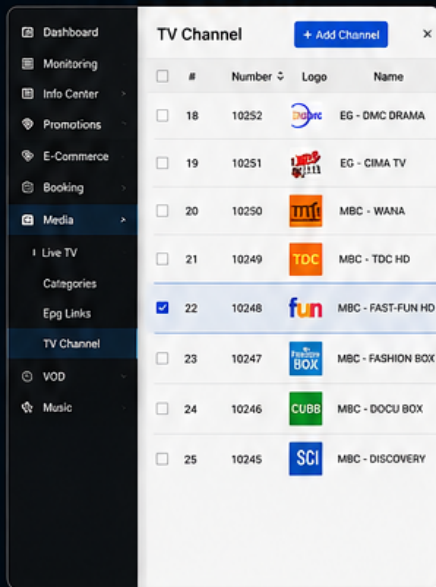
STABLE & SECURE

Stable and secure delivery for the best TV experience

ADD A TV CHANNEL: FAST & EASY

1 GO TO THE PAGE

Go to Media > TV Channel and click on Add Channel.



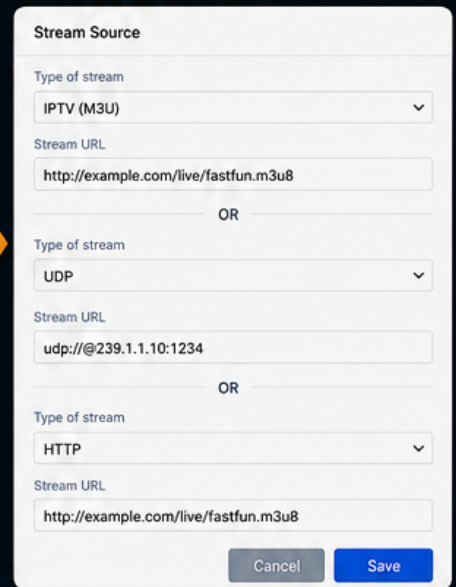
2 FILL IN THE INFORMATION


Add the logo, name, description, channel number, categories, EPG, etc.



3 DEFINE THE STREAM SOURCE

Choose the stream type and paste the corresponding URL.



 Click Save and the channel is instantly available on all TVs.

SUPPORTED STREAM TYPES



IPTV (M3U / XTREAM CODES)

- Import M3U URL or file
- Channels are added instantly
- Logos, names, and EPG auto-filled

Example:
<http://example.com/live/chaine.m3u8>



UDP STREAM

- Enter UDP address
- Set port (e.g. 239.1.1.10:1234)
- Perfect for internal networks

Example:
<udp://@239.1.1.10:1234>










HTTP / HTTPS STREAM

- Enter HTTP / HLS URL
- Supports .m3u8, .ts
- Ideal for any source online

Example:
<http://example.com/live/chaine.m3u8>

★ KEY BENEFITS

-  Add unlimited channels
-  Supports IPTV, UDP, HTTP (HLS)
-  Multi-language & multi-category
-  EPG integration
-  Real-time update on all TVs
-  Easy and user-friendly web dashboard
-  Secure and reliable

HOW IT WORKS (IN 5 EASY STEPS)



Click Add Channel
Open the TV Channel list and click "+ Add Channel".



Add Details
Upload logo, enter name, description, category & number.



Choose Stream Type
Wokct IPTV (M3U), UDP or HTTP and paste the stream URL.



Add EPG (Optional)
Select or add EPG source for program guide.



Save & Publish
Save and publish instantly. All TVs updated in real-time!

WHY USE RISTV TO MANAGE YOUR CHANNELS?



FAST

Add and manage channels in just a few clicks.



CENTRALIZED

Manage all your channels from a single, powerful dashboard.



COMPATIBLE

Works with all RISTV compatible TVs.



REAL-TIME UPDATE

Any change is instantly pushed to all connected TVs.



SECURE

Secure and stable delivery for uninterrupted entertainment.



MORE CONTENT. MORE SATISFACTION.

RISTV – The simple and powerful solution for your interactive TV.

